

Marion County Ag Extension Newsletter

February 2023


In This Newsletter:

- Monthly Tips
- Upcoming Events
- Market Reports
- Kids Section
- National Weather Service

A Word From Your County Agent:

Things are picking up here at the Extension Office for the 2023 year. This year, we have a new and improved user- friendly website. Be sure to check it out for up-to-date information on programs and other upcoming events happening within our office. The Marion County Extension website can be found at:

<https://marion.ca.uky.edu/>



Agriculture and Natural Resources Agent

416 Fairgrounds Road

Lebanon, KY 40033

Office: (270) 692-2421

Email: chelsea.sapp@uky.edu



University of Kentucky
College of Agriculture,
Food and Environment
Cooperative Extension Service

Cooperative Extension Service
Agriculture and Natural Resources
Family and Consumer Sciences
4-H Youth Development
Community and Economic Development

Educational programs of Kentucky Cooperative Extension serve all people regardless of economic or social status and will not discriminate on the basis of race, color, ethnic origin, national origin, creed, religion, political belief, sex, sexual orientation, gender identity, gender expression, pregnancy, marital status, genetic information, age, veteran status, or physical or mental disability, University of Kentucky, Kentucky State University, U.S. Department of Agriculture, and Kentucky Counties, Cooperating.

LEXINGTON, KY 40546



Disabilities
accommodated
with prior notification.

February Monthly Tips

- Continue strip-grazing of stockpiled tall fescue for maximum utilization.
- Remove animals from very wet pastures to limit pugging and soil compaction.
- Feed your best hay to animals with highest nutritional needs.
- Supplement poor quality hay as indicated by forage testing.



Tips are from UK Forage News

Small Ruminant Monthly Tips

- February is Kentucky Lamb Month
- Market lambs and sheep increased for 2022, up 1% from 2021
- 68% of 2018 respondents indicated a preference for American Lamb, up from 40% in 2011.



Sheep and Goat Meeting Feb. 14th
7pm

Guest Speaker: Dr. Beth Johnson, DVM



Cooperative Extension Service
Agriculture and Natural Resources
Family and Consumer Sciences
4-H Youth Development
Community and Economic Development

Educational programs of Kentucky Cooperative Extension serve all people regardless of economic or social status and will not discriminate on the basis of race, color, ethnic origin, national origin, creed, religion, political belief, sex, sexual orientation, gender identity, gender expression, pregnancy, marital status, genetic information, age, veteran status, or physical or mental disability. University of Kentucky, Kentucky State University, U.S. Department of Agriculture, and Kentucky Counties, Cooperating.
LEXINGTON, KY 40546



Disabilities
accommodated
with prior notification.

Upcoming Events

February 14th

7:00pm

Sheep and Goat Meeting

Marion County Extension Office
416 Fairgrounds Road
Lebanon, KY 40033

February 21-22

Mid- South Stocker Conference

WKU L.D. Brown Ag Expo Center
406 Elrod Road Bowling Green, KY
42184

February 16th

Cattlemen Meeting

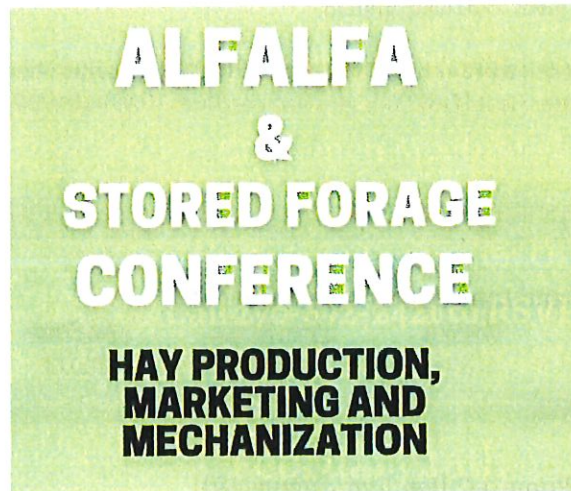
6:30pm

Marion County Extension Office
Call 270-692-2421 to RSVP

February 16th

Green River Beekeepers Association
Meeting
7:00pm

Upstairs meeting room
Marion County Extension Office



Tune in to 100.9 WLSK on Wednesday morning's for Extension Office announcements.



Marion County Cooperative Extension Office

Cooperative Extension Service
Agriculture and Natural Resources
Family and Consumer Sciences
4-H Youth Development
Community and Economic Development

Educational programs of Kentucky Cooperative Extension serve all people regardless of economic or social status and will not discriminate on the basis of race, color, ethnic origin, national origin, creed, religion, political belief, sex, sexual orientation, gender identity, gender expression, pregnancy, marital status, genetic information, age, veteran status, or physical or mental disability. University of Kentucky, Kentucky State University, U.S. Department of Agriculture, and Kentucky Counties, Cooperating.
LEXINGTON, KY 40546



Disabilities accommodated with prior notification.



Email us with accessibility issues with this report.

Livestock Weighted Average Report for 1/23/2023 - Final

SPECIAL GRADED SALE			
	This Week	Last Reported 1/9/2023	Last Year
Total Receipts:	270	226	444
Feeder Sheep/Lambs:	3(1.1%)	18(8.0%)	3(0.7%)
Slaughter Sheep/Lambs:	242(89.6%)	122(54.0%)	383(86.3%)
Feeder Goats:	0(0.0%)	2(0.9%)	5(1.1%)
Slaughter Goats:	25(9.3%)	84(37.2%)	53(11.9%)

Special Note: Lambs traded mostly even across the board on all weight ranges. kids also sold even with little to no change from last sale. demand for all species was good. 270 head graded.

Supply included: 1% Feeder Sheep/Lambs (100% Hair Lambs); 90% Slaughter Sheep/Lambs (27% Woolled, 60% Hair Breeds, 7% Ewes, 5% Hair Ewes, 0% Bucks); 9% Slaughter Goats (76% Kids, 4% Nannies/Does, 16% Bucks/Billies, 4% Wether Kids).

FEEDER SHEEP/LAMBS

HAIR LAMBS - Medium and Large 2 (Per Cwt / Actual Wt)

Head	Wt Range	Avg Wt	Price Range	Avg Price
3	37	37	200.00	200.00

SLAUGHTER SHEEP/LAMBS

WOOLED - Choice and Prime 1-2 (Per Cwt / Actual Wt)

Head	Wt Range	Avg Wt	Price Range	Avg Price	Dressing
9	64	64	252.50	252.50	Average
51	75	75	270.00	270.00	Average
1	90	90	170.00	170.00	Average
1	130	130	152.50	152.50	Average

WOOLED - Choice 2 (Per Cwt / Actual Wt)

Head	Wt Range	Avg Wt	Price Range	Avg Price	Dressing
2	80	80	170.00	170.00	Average

WOOLED - Good and Choice 2-3 (Per Cwt / Actual Wt)

Head	Wt Range	Avg Wt	Price Range	Avg Price	Dressing
2	85	85	135.00	135.00	Average

HAIR BREEDS - Choice and Prime 1-2 (Per Cwt / Actual Wt)

Head	Wt Range	Avg Wt	Price Range	Avg Price	Dressing
------	----------	--------	-------------	-----------	----------



Email us with accessibility issues with this report.

7	56	56	292.50	292.50	Average
24	68	68	295.00	295.00	Average
46	74-79	76	227.50-240.00	235.46	Average
16	82	82	207.50	207.50	Average
11	92	92	205.00	205.00	Average
9	109-110	109	170.00-177.50	174.98	Average

HAIR BREEDS - Choice 2 (Per Cwt / Actual Wt)

<u>Head</u>	<u>Wt Range</u>	<u>Avg Wt</u>	<u>Price Range</u>	<u>Avg Price</u>	<u>Dressing</u>
12	57	57	265.00	265.00	Average
15	71	71	220.00	220.00	Average
1	95	95	137.50	137.50	Average

HAIR BREEDS - Good and Choice 2-3 (Per Cwt / Actual Wt)

<u>Head</u>	<u>Wt Range</u>	<u>Avg Wt</u>	<u>Price Range</u>	<u>Avg Price</u>	<u>Dressing</u>
4	99	99	125.00	125.00	Average

EWES - Choice 2 (Per Cwt / Actual Wt)

<u>Head</u>	<u>Wt Range</u>	<u>Avg Wt</u>	<u>Price Range</u>	<u>Avg Price</u>	<u>Dressing</u>
18	170	170	110.00	110.00	Average

HAIR EWES - Choice 2 (Per Cwt / Actual Wt)

<u>Head</u>	<u>Wt Range</u>	<u>Avg Wt</u>	<u>Price Range</u>	<u>Avg Price</u>	<u>Dressing</u>
10	131	131	150.00	150.00	Average

HAIR EWES - Good and Choice 2-3 (Per Cwt / Actual Wt)

<u>Head</u>	<u>Wt Range</u>	<u>Avg Wt</u>	<u>Price Range</u>	<u>Avg Price</u>	<u>Dressing</u>
2	93	93	105.00	105.00	Average

BUCKS - 2 (Per Cwt / Actual Wt)

<u>Head</u>	<u>Wt Range</u>	<u>Avg Wt</u>	<u>Price Range</u>	<u>Avg Price</u>	<u>Dressing</u>
1	170	170	105.00	105.00	Average

SLAUGHTER GOATS

KIDS - Selection 1-2 (Per Cwt / Actual Wt)

<u>Head</u>	<u>Wt Range</u>	<u>Avg Wt</u>	<u>Price Range</u>	<u>Avg Price</u>	<u>Dressing</u>
2	88	88	275.00	275.00	Average

KIDS - Selection 2 (Per Cwt / Actual Wt)

<u>Head</u>	<u>Wt Range</u>	<u>Avg Wt</u>	<u>Price Range</u>	<u>Avg Price</u>	<u>Dressing</u>
3	53	53	345.00	345.00	Average
6	60	60	315.00	315.00	Average



Email us with accessibility issues with this report.

2	70	70	230.00	230.00	Average
5	80-85	84	225.00-280.00	269.52	Average
1	120	120	187.50	187.50	Average

NANNIES/DOES - Selection 2 (Per Cwt / Actual Wt)

<u>Head</u>	<u>Wt Range</u>	<u>Avg Wt</u>	<u>Price Range</u>	<u>Avg Price</u>	<u>Dressing</u>
1	85	85	215.00	215.00	Average

BUCKS/BILLIES - Selection 2 (Per Cwt / Actual Wt)

<u>Head</u>	<u>Wt Range</u>	<u>Avg Wt</u>	<u>Price Range</u>	<u>Avg Price</u>	<u>Dressing</u>
1	75	75	162.50	162.50	Average Pygmies
2	100-130	115	187.50-190.00	188.91	Average
1	195	195	190.00	190.00	Average


WETHER KIDS - Selection 1 (Per Cwt / Actual Wt)

<u>Head</u>	<u>Wt Range</u>	<u>Avg Wt</u>	<u>Price Range</u>	<u>Avg Price</u>	<u>Dressing</u>
1	90	90	295.00	295.00	Average

Please Note:

The above USDA LPGMN price report is reflective of the majority of classes and grades of livestock offered for sale. There may be instances where some sales do not fit within reporting guidelines and therefore will not be included in the report. Prices are reported on an FOB basis, unless otherwise noted.

February is Lamb Month!



There are 4,000 Kentucky farmers who raise sheep and lamb as part of their livestock operations.

There are over 1 billion sheep in the world.

Kentucky ranks 26th nationally for sheep inventory, totaling 59,000 head in January 2022.

Cooperative Extension Service
Agriculture and Natural Resources
Family and Consumer Sciences
4-H Youth Development
Community and Economic Development

Educational programs of Kentucky Cooperative Extension serve all people regardless of economic or social status and will not discriminate on the basis of race, color, ethnic origin, national origin, creed, religion, political belief, sex, sexual orientation, gender identity, gender expression, pregnancy, marital status, genetic information, age, veteran status, or physical or mental disability, University of Kentucky, Kentucky State University, U.S. Department of Agriculture, and Kentucky Counties, Cooperating.
LEXINGTON, KY 40546



Disabilities
accommodated
with prior notification.



Winter Areal and River Flooding

Jane Marie Wix - National Weather Service Jackson, KY



When we receive enough water that the ground can't absorb anymore, it begins to accumulate on the surface - we call that runoff. The water either begins to pond, or runs into the nearby creek and river channels. However, when ponding water begins to rise and blocks roadways or impacts residences, or the streams and rivers can't hold any more water and spill out of their banks - we call this flooding. This time of year areal flooding is more likely simply because the cold temperatures may keep part of the ground frozen and because there is a lack of vegetation - both of which cause a reduction in the amount of water the ground can absorb, and increases the amount of runoff. Flood waters can be the result of heavy rain, excessive or rapid melting snow and ice, or a combination of the two.

Thinking back to February of 2021 here in Kentucky - large portions of the state received 3 large snow and ice events, with quite a bit of snowpack on the ground. This was then followed by a round of heavy rain, which melted the snow. With the ground still frozen, the liquid had nowhere to go. Low lying areas, creeks, streams, and eventually the rivers all slowly filled up - leading to widespread areal and river flooding across the state, especially in the east and along the main stem rivers.

When weather conditions become more favorable for flooding, the National Weather Service will issue more directed products about conditions on rivers and large creeks.

- A **Flood Watch** will be issued on days when flooding is more likely on a river or large creek. A Flood Watch means flooding in the area is more likely than on a normal day, but that flooding is not currently expected.
- A **Flood Warning** will be issued when flooding is forecast or occurring. A Flood Warning means flooding is expected or has been reported at designated river forecast points.
- **Flood Advisories** may be issued for minor flooding on rivers and creeks.
- **Areal Flood Warnings** may be issued for flooding on parts of rivers or large creeks not covered by designated river forecast points.

In general, areal flooding along rivers and large creeks is somewhat gradual - meaning there will be some time to prepare. Make sure to monitor your nearby creeks and rivers in heavy rain events or during large snow melts. Listen to the NOAA Weather Radio for flood watch/warning/and advisory information, and have a plan in place for getting you and your animals out of danger. Connect with your family and neighbors about local flood risks and planning needs ahead of time. NEVER attempt to cross a flooded roadway or bridge!!! If you can't get out, seek higher ground.